

# 1 100m Backstroke Men Heat

Official

13NZR

13 Years New Zealand Short Course Record

59.37 2017-10-04

Tarquin Magner  
EVOBP

14NZR

14 Years New Zealand Short Course Record

56.48 2009-09-27

Corey Main  
HPKCO

NZR

Open New Zealand Short Course

50.03 2023-08-09

Andrew Jeffcoat

Show more



Entries



Heats





Summary



Total

Rank	Competitor	Age	Club	RT	PTS	Result
1	Morley Cooper	20	North Shore...	0.82		<b>51.80</b> Entry: 52.10 (-0.30) Q
	25m: 12.01	50m: 25.02 (13.01)	75m: 38.26 (13.24)			100m: 51.80 (13.54)
2	Dell Zachary	23	Club 37	0.89		<b>52.63</b> Entry: 51.49 (+1.14) Q
	25m: 12.07	50m: 25.33 (13.26)	75m: 38.83 (13.50)			100m: 52.63 (13.80)
3	Seymour William	18	Nelson Sou...	0.67		<b>53.61</b> Entry: 54.83 (-1.22) Q
	25m: 12.51	50m: 25.73 (13.22)	75m: 39.60 (13.87)			100m: 53.61 (14.01)
4	Faleafa Blake	18	Coast Swi...	0.58		<b>54.28</b> Entry: 55.55 (-1.27) Q
	25m: 12.60	50m: 25.94 (13.34)	75m: 40.10 (14.16)			100m: 54.28 (14.18)
5	Williams Daniel	18	SwimZone ...	0.56		<b>54.87</b> Entry: 54.95 (-0.08) Q
	25m: 13.08	50m: 26.75 (13.67)	75m: 40.82 (14.07)			100m: 54.87 (14.05)
6	Muchirahondo Ariel	15	Swim Rotor...	0.67		<b>55.29</b> Entry: 55.66 (-0.37) Q
	25m: 13.00	50m: 26.74 (13.74)	75m: 41.14 (14.40)			100m: 55.29 (14.15)
7	Poching Samuel	21	North Shore...	0.68		<b>55.34</b> Entry: 54.66 (+0.68) Q
	25m: 12.99	50m: 26.74 (13.75)	75m: 41.18 (14.44)			100m: 55.34 (14.16)
8	Esposito Alessandro	20	Nga Tai Tu...	0.54		<b>55.39</b> Entry: 54.89 (+0.50) Q
	25m: 12.67	50m: 26.43 (13.76)	75m: 40.83 (14.40)			100m: 55.39 (14.56)
9	Carroll Joshua	18	Kiwi West A...	0.57		<b>55.50</b> Entry: 56.01 (-0.51) Q



25m: 12.61      50m: 26.32 (13.71)      75m: 40.67 (14.35)  
100m: 55.50 (14.83)

**10**  **MacDonald Ethan**      17  **Hamilton Aq...** 0.66      **55.69**      Q  
Entry: 55.80 (-0.11)



25m: 12.97      50m: 26.77 (13.80)      75m: 41.25 (14.48)  
100m: 55.69 (14.44)

**11**  **James Harrison**      17  **Vikings Swi...** 0.62      **55.82**      Q  
Entry: 56.86 (-1.04)



25m: 13.08      50m: 26.96 (13.88)      75m: 41.54 (14.58)  
100m: 55.82 (14.28)

**12**  **Holder Brandon**      17  **Phoenix Aq...** 0.56      **55.86**      Q  
Entry: 55.93 (-0.07)



25m: 12.89      50m: 26.49 (13.60)      75m: 40.92 (14.43)  
100m: 55.86 (14.94)

**13**  **Blair Angus**      18  **Comet Swi...** 0.59      **55.99**      Q  
Entry: 56.27 (-0.28)



25m: 13.15      50m: 27.08 (13.93)      75m: 41.52 (14.44)  
100m: 55.99 (14.47)

**14**  **Quirk John**      21  **North Shor...** 0.66      **56.49**      Q  
Entry: 56.86 (-0.37)



25m: 13.02      50m: 26.77 (13.75)      75m: 41.53 (14.76)  
100m: 56.49 (14.96)

**15**  **Haufe Hans**      16  **Northwave ...** 0.59      **56.63**      Q  
Entry: 57.62 (-0.99)

25m: 13.48      50m: 27.70 (14.22)      75m: 42.55 (14.85)  
100m: 56.63 (14.08)

**16**  **Frost (V) Thomas-Kokoro**      21  **Otaki Titan...** 0.58      **56.70**      Q  
Entry: 58.60 (-1.90)

25m: 12.50      50m: 26.08 (13.58)      75m: 41.00 (14.92)  
100m: 56.70 (15.70)

**17**  **Crosbie James**      18  **United Swi...** 0.61      **56.75**      Q  
Entry: 57.44 (-0.69)



25m: 13.13      50m: 27.44 (14.31)      75m: 42.16 (14.72)  
100m: 56.75 (14.59)

**18**  **Luscombe (V) Clancy**      19  **Australia** 0.61      **56.85**      Q  
Entry: 56.36 (+0.49)

25m: 13.42      50m: 27.62 (14.20)      75m: 42.33 (14.71)  
100m: 56.85 (14.52)

**19**  **Cunningham (V) Max**      15  **Australia** 0.67      **56.93**      Q  
Entry: 58.37 (-1.44)



























25m: 13.26      50m: 27.47 (14.21)      75m: 42.42 (14.95)  
100m: 56.93 (14.51)

**20**  **Ellis Mitchell**      15  **Liz van Wel...** 0.67      **56.97**      Q  
Entry: 58.63 (-1.66)



25m: 13.53      50m: 27.92 (14.39)      75m: 42.41 (14.49)  
100m: 56.97 (14.56)

**21**  **Tysoe (V) Jake**      16  **Australia** 0.53      **57.21**      Q  
Entry: 1:02.06 (-4.85)


25m: 13.25      50m: 27.25 (14.00)      75m: 41.90 (14.65)  
100m: 57.21 (15.31)

22	 Zhang Yeenok	16	 Phoenix Aq...	0.55	<b>57.23</b> Entry: 57.92 (-0.69)	x
	25m: 13.24 100m: 57.23 (14.92)	50m: 27.43 (14.19)	75m: 42.31 (14.88)			
23	 Gear Isaac	16	 Mt Eden S...	0.65	<b>57.33</b> Entry: 59.29 (-1.96)	-
	25m: 13.21 100m: 57.33 (15.24)	50m: 27.34 (14.13)	75m: 42.09 (14.75)			
24	 Lynch Tyson	16	 Vikings Swi...	0.56	<b>57.38</b> Entry: 58.61 (-1.23)	Q
	25m: 13.38 100m: 57.38 (14.87)	50m: 27.81 (14.43)	75m: 42.51 (14.70)			
25	 Ireland-Spicer Noah	17	 Otaki Titan...	0.63	<b>57.40</b> Entry: 1:01.35 (-3.95)	-
	25m: 13.34 100m: 57.40 (15.00)	50m: 27.62 (14.28)	75m: 42.40 (14.78)			
25	 Paki TeRauroha	14	 Northwave ...	0.63	<b>57.40</b> Entry: 58.62 (-1.22)	Q
	25m: 13.58 100m: 57.40 (14.74)	50m: 27.64 (14.06)	75m: 42.66 (15.02)			
27	 Cave Max	16	 Aquabladz ...	0.62	<b>57.44</b> Entry: 57.15 (+0.29)	Q
	25m: 13.06 100m: 57.44 (15.17)	50m: 27.26 (14.20)	75m: 42.27 (15.01)			
28	 Downs-Honey Vincent	25	 Club 37	0.52	<b>57.56</b> Entry: 59.99 (-2.43)	Q
	25m: 13.18 100m: 57.56 (15.24)	50m: 27.48 (14.30)	75m: 42.32 (14.84)			
29	 Lutton Oliver	19	 Jasi Swim ...	0.60	<b>57.91</b> Entry: 56.92 (+0.99)	Q
	25m: 13.54 100m: 57.91 (15.20)	50m: 27.62 (14.08)	75m: 42.71 (15.09)			
30	 Chen Luojingxi	15	 Nga Tai Tu...	0.56	<b>57.93</b> Entry: 59.98 (-2.05)	Q
	25m: 13.63 100m: 57.93 (14.98)	50m: 28.13 (14.50)	75m: 42.95 (14.82)			
31	 Lloyd Hunter	16	 Raumati S...	0.62	<b>57.94</b> Entry: 58.53 (-0.59)	-
	25m: 13.22 100m: 57.94 (15.34)	50m: 27.48 (14.26)	75m: 42.60 (15.12)			
32	 Bower Oscar	17	 United Swi...	0.66	<b>57.97</b> Entry: 58.30 (-0.33)	Q
	25m: 13.61 100m: 57.97 (14.89)	50m: 28.05 (14.44)	75m: 43.08 (15.03)			
33	 Gu Osbert	15	 Phoenix Aq...	0.58	<b>58.06</b> Entry: 58.51 (-0.45)	Q
	25m: 13.52 100m: 58.06 (15.25)	50m: 27.82 (14.30)	75m: 42.81 (14.99)			
34	 Perceval Lucas	17	 Central Ha...	0.60	<b>58.12</b> Entry: 59.13 (-1.01)	Q



25m: 13.24      50m: 27.76 (14.52)      75m: 43.07 (15.31)  
100m: 58.12 (15.05)

**35**  **Delamare William**      16  **Coast Swi...**      0.65      **58.26**      -  
Entry: 59.45 (-1.19)



25m: 13.38      50m: 27.75 (14.37)      75m: 42.86 (15.11)  
100m: 58.26 (15.40)

**36**  **Cone Ethan**      19  **Aquagym S...**      0.63      **58.32**      R1  
Entry: 58.46 (-0.14)



25m: 13.79      50m: 28.13 (14.34)      75m: 43.17 (15.04)  
100m: 58.32 (15.15)

**37**  **Stocks Ethan**      16  **Roskill Swi...**      0.54      **58.34**      R2  
Entry: 58.22 (+0.12)



25m: 13.86      50m: 28.28 (14.42)      75m: 43.20 (14.92)  
100m: 58.34 (15.14)

**38**  **Love Jack**      18  **Blenheim S...**      0.69      **58.50**      -  
Entry: 58.87 (-0.37)



25m: 13.77      50m: 28.19 (14.42)      75m: 43.37 (15.18)  
100m: 58.50 (15.13)

**38**  **Gardiner Max**      19  **Wharenui S...**      0.65      **58.50**      -  
Entry: 58.21 (+0.29)



25m: 13.46      50m: 28.22 (14.76)      75m: 43.40 (15.18)  
100m: 58.50 (15.10)

**40**  **Tian Donald**      14  **Coast Swi...**      0.62      **58.58**      -  
Entry: 59.32 (-0.74)

25m: 13.27      50m: 27.59 (14.32)      75m: 42.91 (15.32)  
100m: 58.58 (15.67)

**41**  **Koroiadi Joseph**      18  **Murihiku S...**      0.59      **58.64**      -  
Entry: 56.08 (+2.56)



25m: 13.48      50m: 27.97 (14.49)      75m: 43.19 (15.22)  
100m: 58.64 (15.45)

**42**  **Curling Liam**      15  **Coast Swi...**      0.61      **58.73**      -  
Entry: 1:02.52 (-3.79)



25m: 13.68      50m: 28.15 (14.47)      75m: 43.19 (15.04)  
100m: 58.73 (15.54)

**43**  **Wong Eric**      15  **Ice Breaker...**      0.54      **58.84**      -  
Entry: 1:01.55 (-2.71)



25m: 13.73      50m: 28.40 (14.67)      75m: 43.66 (15.26)  
100m: 58.84 (15.18)

**43**  **Lockhart Callum**      19  **Vikings Swi...**      0.66      **58.84**      -  
Entry: 57.51 (+1.33)



























25m: 13.69      50m: 28.19 (14.50)      75m: 43.39 (15.20)  
100m: 58.84 (15.45)

**45**  **Wilson (V) Lucas**      20  **Australia**      0.66      **59.02**      -  
Entry: 1:00.35 (-1.33)

25m: 14.04      50m: 28.93 (14.89)      75m: 44.16 (15.23)  
100m: 59.02 (14.86)

**46**  **Overend Charlie**      16  **Selwyn Swi...**      0.71      **59.11**      -  
Entry: 1:00.73 (-1.62)

25m: 13.96      50m: 28.61 (14.65)      75m: 44.07 (15.46)  
100m: 59.11 (15.04)

47	 Titter Flynn	17	 Selwyn Swi...	0.57	<b>59.21</b> Entry: 1:00.78 (-1.57)
	25m: 14.21 100m: 59.21 (15.16)	50m: 28.84 (14.63)	75m: 44.05 (15.21)		
48	 Zhang YiFan	14	 Parnell Swi...	0.72	<b>59.33</b> Entry: 1:00.91 (-1.58)
	25m: 14.20 100m: 59.33 (15.13)	50m: 28.96 (14.76)	75m: 44.20 (15.24)		
49	 Woods Liam	18	 St Paul's S...	0.75	<b>59.48</b> Entry: 58.28 (+1.20)
	25m: 13.98 100m: 59.48 (15.16)	50m: 28.87 (14.89)	75m: 44.32 (15.45)		
50	 Lee Jayden	13	 Wharenui S...	0.61	<b>59.59</b> Entry: 1:01.45 (-1.86)
	25m: 14.05 100m: 59.59 (15.06)	50m: 29.07 (15.02)	75m: 44.53 (15.46)		
51	 Glintmeyer Kase	13	 Coast Swi...	0.63	<b>59.60</b> Entry: 59.50 (+0.10)
	25m: 13.88 100m: 59.60 (15.53)	50m: 28.59 (14.71)	75m: 44.07 (15.48)		
52	 Logger Thomas	20	 Nga Tai Tu...	0.66	<b>59.75</b> Entry: 1:00.14 (-0.39)
	25m: 13.92 100m: 59.75 (15.55)	50m: 28.71 (14.79)	75m: 44.20 (15.49)		
53	 Close Jackson	16	 North Cant...	0.63	<b>59.77</b> Entry: 1:00.27 (-0.50)
	25m: 14.07 100m: 59.77 (15.60)	50m: 28.65 (14.58)	75m: 44.17 (15.52)		
54	 Segers Sebastian	15	 United Swi...	0.66	<b>59.81</b> Entry: 1:00.64 (-0.83)
	25m: 13.96 100m: 59.81 (15.45)	50m: 28.76 (14.80)	75m: 44.36 (15.60)		
55	 Boonen Caign	16	 St Paul's S...	0.56	<b>59.82</b> Entry: 59.56 (+0.26)
	25m: 13.66 100m: 59.82 (15.74)	50m: 28.55 (14.89)	75m: 44.08 (15.53)		
56	 Robinson Ollie	17	 Tawa Swim...	0.64	<b>59.86</b> Entry: 1:01.96 (-2.10)
	25m: 14.05 100m: 59.86 (15.34)	50m: 28.99 (14.94)	75m: 44.52 (15.53)		
57	 Bell Lucas	15	 Tasman Sw...	0.59	<b>59.98</b> Entry: 1:00.19 (-0.21)
	25m: 13.97 100m: 59.98 (15.29)	50m: 29.03 (15.06)	75m: 44.69 (15.66)		
57	 Salomonsson Neo	15	 Kiwi ASC	0.65	<b>59.98</b> Entry: 1:01.48 (-1.50)
	25m: 13.77 100m: 59.98 (15.90)	50m: 28.39 (14.62)	75m: 44.08 (15.69)		
59	 Yuan Eric	16	 Porirua City...	0.70	<b>1:00.26</b> Entry: 1:02.84 (-2.58)

25m: 14.00      50m: 29.29 (15.29)      75m: 44.92 (15.63)  
100m: 1:00.26 (15.34)

**60**  **Swanepoel Jonathan**      17  **Coast Swi...**      0.60      **1:00.27**  
Entry: 59.82 (+0.45)

25m: 13.95      50m: 28.87 (14.92)      75m: 44.90 (16.03)  
100m: 1:00.27 (15.37)

**61**  **Jamieson Clark**      18  **Hokonui Aq...**      0.63      **1:00.48**  
Entry: 59.24 (+1.24)

25m: 13.87      50m: 28.54 (14.67)      75m: 44.18 (15.64)  
100m: 1:00.48 (16.30)

**62**  **Kalani Lono**      15  **Nelson Sou...**      0.71      **1:00.65**  
Entry: 1:01.39 (-0.74)

25m: 14.02      50m: 28.78 (14.76)      75m: 44.57 (15.79)  
100m: 1:00.65 (16.08)

**63**  **Wharepouri Dom**      18  **North Shor...**      0.66      **1:00.73**  
Entry: 1:00.46 (+0.27)

25m: 13.90      50m: 29.23 (15.33)      75m: 45.08 (15.85)  
100m: 1:00.73 (15.65)

**64**  **Rust Jack**      15  **Aquabladz ...**      0.62      **1:00.74**  
Entry: 1:00.87 (-0.13)

25m: 13.74      50m: 29.04 (15.30)      75m: 44.96 (15.92)  
100m: 1:00.74 (15.78)

**65**  **Feng Andrew**      15  **North Shor...**      0.63      **1:01.11**  
Entry: 1:02.09 (-0.98)

25m: 14.45      50m: 29.76 (15.31)      75m: 45.35 (15.59)  
100m: 1:01.11 (15.76)

**66**  **McNabb Finlay**      16  **Blenheim S...**      0.68      **1:01.17**  
Entry: 1:01.99 (-0.82)

25m: 14.40      50m: 29.70 (15.30)      75m: 45.33 (15.63)  
100m: 1:01.17 (15.84)

**67**  **Copocean Alexander**      15  **St Paul's S...**      0.60      **1:01.49**  
Entry: 1:00.95 (+0.54)

25m: 14.16      50m: 29.98 (15.82)      75m: 45.86 (15.88)  
100m: 1:01.49 (15.63)

**68**  **Rowe Sam**      15  **Ice Breaker...**      0.54      **1:01.55**  
Entry: 1:00.87 (+0.68)

25m: 14.34      50m: 29.83 (15.49)      75m: 45.58 (15.75)  
100m: 1:01.55 (15.97)

**69**  **Manderson Luke**      15  **Vikings Swi...**      0.65      **1:01.64**  
Entry: 1:02.60 (-0.96)



























25m: 15.01      50m: 30.35 (15.34)      75m: 46.12 (15.77)  
100m: 1:01.64 (15.52)

**70**  **Fell Clayton**      18  **Mt Eden S...**      0.70      **1:01.66**  
Entry: 1:01.18 (+0.48)

25m: 14.17      50m: 29.54 (15.37)      75m: 45.70 (16.16)  
100m: 1:01.66 (15.96)



**71**  **Clifford (V) Ryan**      19  **Australia**      0.71      **1:01.78**  
Entry: 1:01.10 (+0.68)

25m: 15.00      50m: 30.39 (15.39)      75m: 46.16 (15.77)  
100m: 1:01.78 (15.62)



72	 O'Sullivan (V) Zach	15	 Australia	0.60	<b>1:01.81</b> Entry: 1:01.60 (+0.21)
	25m: 14.37	50m: 29.77 (15.40)	75m: 46.03 (16.26)		
	100m: 1:01.81 (15.78)				
73	 Sandford Alex	14	 Coast Swi...	0.70	<b>1:01.82</b> Entry: 1:01.30 (+0.52)
	25m: 14.46	50m: 29.71 (15.25)	75m: 45.74 (16.03)		
	100m: 1:01.82 (16.08)				
74	 O'Sullivan (V) Luke	16	 Australia	0.83	<b>1:01.99</b> Entry: 1:00.75 (+1.24)
	25m: 14.65	50m: 30.03 (15.38)	75m: 46.01 (15.98)		
	100m: 1:01.99 (15.98)				
75	 Alexander Zachary	17	 Pirates Swi...	0.63	<b>1:02.03</b> Entry: 59.52 (+2.51)
	25m: 14.26	50m: 29.42 (15.16)	75m: 45.76 (16.34)		
	100m: 1:02.03 (16.27)				
76	 Skehan Max	16	 Blenheim S...	0.63	<b>1:02.27</b> Entry: 1:03.33 (-1.06)
	25m: 13.86	50m: 29.02 (15.16)	75m: 45.29 (16.27)		
	100m: 1:02.27 (16.98)				
77	 Commerford Lucas	15	 Tawa Swim...	0.68	<b>1:02.28</b> Entry: 1:04.71 (-2.43)
	25m: 14.56	50m: 30.23 (15.67)	75m: 46.56 (16.33)		
	100m: 1:02.28 (15.72)				
78	 Skidmore Sam	15	 Trojans Swi...	0.57	<b>1:02.34</b> Entry: 1:02.97 (-0.63)
	25m: 14.29	50m: 29.95 (15.66)	75m: 46.31 (16.36)		
	100m: 1:02.34 (16.03)				
79	 Asiata Samuel	16	 Howick Pak...	0.60	<b>1:02.57</b> Entry: 1:01.60 (+0.97)
	25m: 14.56	50m: 30.08 (15.52)	75m: 46.35 (16.27)		
	100m: 1:02.57 (16.22)				
80	 Gibson Alex	15	 Aquagym S...	0.63	<b>1:02.58</b> Entry: 1:04.08 (-1.50)
	25m: 14.10	50m: 29.86 (15.76)	75m: 46.40 (16.54)		
	100m: 1:02.58 (16.18)				
80	 Graham Luca	16	 Vikings Swi...	0.60	<b>1:02.58</b> Entry: 1:01.91 (+0.67)
	25m: 14.28	50m: 29.74 (15.46)	75m: 46.05 (16.31)		
	100m: 1:02.58 (16.53)				
82	 Hollands Zaedyn	14	 Waverley S...	0.72	<b>1:02.73</b> Entry: 1:04.29 (-1.56)
	25m: 14.69	50m: 29.66 (14.97)	75m: 45.99 (16.33)		
	100m: 1:02.73 (16.74)				
83	 Hewertson Ryan	15	 Kowhai Swi...	0.63	<b>1:02.77</b> Entry: 1:02.94 (-0.17)
	25m: 14.86	50m: 30.47 (15.61)	75m: 46.60 (16.13)		
	100m: 1:02.77 (16.17)				
84	 Williams Oban	15	 Matamata ...	0.75	<b>1:02.89</b> Entry: 1:03.27 (-0.38)





25m: 14.68      50m: 30.31 (15.63)      75m: 46.58 (16.27)  
100m: 1:02.89 (16.31)

**85**  **Joyce Josiah**      15  **St Paul's S...**      0.62      **1:02.95**  
Entry: 1:02.30 (+0.65)



25m: 14.69      50m: 30.13 (15.44)      75m: 46.32 (16.19)  
100m: 1:02.95 (16.63)

**86**  **Trotter Bartly**      14  **Trojans Swi...**      0.66      **1:02.99**  
Entry: 1:05.95 (-2.96)



25m: 14.72      50m: 30.31 (15.59)      75m: 46.54 (16.23)  
100m: 1:02.99 (16.45)

**87**  **Xiong Bryan**      14  **Phoenix Aq...**      0.60      **1:03.07**  
Entry: 1:05.03 (-1.96)



25m: 14.90      50m: 30.62 (15.72)      75m: 46.90 (16.28)  
100m: 1:03.07 (16.17)

**88**  **Chin Timothy**      13  **United Swi...**      0.75      **1:03.63**  
Entry: 1:03.68 (-0.05)



25m: 15.00      50m: 30.68 (15.68)      75m: 47.24 (16.56)  
100m: 1:03.63 (16.39)

**89**  **Jager MunChi**      16  **Jasi Swim ...**      0.67      **1:03.72**  
Entry: 1:05.47 (-1.75)



25m: 14.42      50m: 30.18 (15.76)      75m: 47.22 (17.04)  
100m: 1:03.72 (16.50)

**90**  **Rankin Leonard**      16  **Swim Rotor...**      0.61      **1:03.93**  
Entry: 1:05.25 (+0.68)



25m: 14.48      50m: 30.03 (15.55)      75m: 46.83 (16.80)  
100m: 1:03.93 (17.10)

**91**  **Tye William**      13  **Nga Tai Tu...**      0.61      **1:04.17**  
Entry: 1:11.69 (-7.52)



25m: 14.60      50m: 30.30 (15.70)      75m: 47.34 (17.04)  
100m: 1:04.17 (16.83)

**91**  **Woodward Monte**      16  **Aquabladz ...**      0.66      **1:04.17**  
Entry: 1:05.53 (-1.36)



25m: 15.05      50m: 31.14 (16.09)      75m: 47.64 (16.50)  
100m: 1:04.17 (16.53)

**93**  **Lee Yen-Cheng**      15  **United Swi...**      0.55      **1:04.19**  
Entry: 1:05.15 (-0.96)



25m: 14.94      50m: 30.63 (15.69)      75m: 47.46 (16.83)  
100m: 1:04.19 (16.73)

**94**  **Pedersen Oscar**      15  **Coast Swi...**      0.73      **1:04.23**  
Entry: 1:04.00 (+0.23)

25m: 15.10      50m: 31.31 (16.21)      75m: 48.06 (16.75)  
100m: 1:04.23 (16.17)



























**95**  **Blijlevens Troy**      16  **Phoenix Aq...**      0.70      **1:04.27**  
Entry: 1:04.58 (-0.31)

25m: 14.68      50m: 30.72 (16.04)      75m: 47.56 (16.84)  
100m: 1:04.27 (16.71)



**96**  **Madar-Leului Charlie**      13  **Capital Swi...**      0.59      **1:04.28**  
Entry: 1:04.38 (-0.10)

25m: 15.01      50m: 30.71 (15.70)      75m: 47.31 (16.60)  
100m: 1:04.28 (16.97)





97	 Willson James	14	 Stratford Fl...	0.57	<b>1:04.30</b> Entry: 1:04.31 (-0.01)
	25m: 15.00 100m: 1:04.30 (16.40)	50m: 31.22 (16.22)	75m: 47.90 (16.68)		
98	 Stracey Hylton	14	 Wharenui S...	0.70	<b>1:04.37</b> Entry: 1:04.11 (+0.26)
	25m: 14.85 100m: 1:04.37 (16.69)	50m: 30.46 (15.61)	75m: 47.68 (17.22)		
99	 Bavihal Ashish	15	 Roskill Swi...	0.59	<b>1:04.43</b> Entry: 1:05.22 (-0.79)
	25m: 15.09 100m: 1:04.43 (16.65)	50m: 31.09 (16.00)	75m: 47.78 (16.69)		
100	 Phillips Murdoch	16	 Coast Swi...	0.64	<b>1:04.45</b> Entry: 1:03.82 (+0.63)
	25m: 15.01 100m: 1:04.45 (16.49)	50m: 30.94 (15.93)	75m: 47.96 (17.02)		
101	 Wang Preston	16	 Phoenix Aq...	0.64	<b>1:04.49</b> Entry: 1:03.84 (+0.65)
	25m: 14.84 100m: 1:04.49 (16.71)	50m: 31.00 (16.16)	75m: 47.78 (16.78)		
102	 Tukia Simiosi	14	 St Paul's S...	0.69	<b>1:04.82</b> Entry: 1:06.81 (-1.99)
	25m: 15.25 100m: 1:04.82 (16.74)	50m: 31.36 (16.11)	75m: 48.08 (16.72)		
103	 Pascoe Jacob	14	 Northwave ...	0.62	<b>1:04.85</b> Entry: 1:06.37 (-1.52)
	25m: 14.86 100m: 1:04.85 (16.79)	50m: 31.00 (16.14)	75m: 48.06 (17.06)		
104	 Champion Thomas	15	 United Swi...	0.74	<b>1:05.10</b> Entry: 1:04.99 (+0.11)
	25m: 15.51 100m: 1:05.10 (16.74)	50m: 31.57 (16.06)	75m: 48.36 (16.79)		
105	 Aves Austin	13	 Parnell Swi...	0.67	<b>1:05.49</b> Entry: 1:07.06 (-1.57)
	25m: 15.38 100m: 1:05.49 (16.85)	50m: 31.80 (16.42)	75m: 48.64 (16.84)		
106	 Zhang James	13	 Parnell Swi...	0.62	<b>1:05.60</b> Entry: 1:07.71 (-2.11)
	25m: 15.29 100m: 1:05.60 (16.79)	50m: 31.65 (16.36)	75m: 48.81 (17.16)		
107	 Chugg William	14	 Papamoia S...	0.59	<b>1:05.61</b> Entry: 1:06.63 (-1.02)
	25m: 15.34 100m: 1:05.61 (16.64)	50m: 31.75 (16.41)	75m: 48.97 (17.22)		
108	 Shirreffs Lachlan	15	 Hamilton Aq...	0.62	<b>1:05.69</b> Entry: 1:05.56 (+0.13)
	25m: 15.29 100m: 1:05.69 (16.93)	50m: 31.71 (16.42)	75m: 48.76 (17.05)		
109	 Forbes Jacob	13	 North Shor...	0.64	<b>1:05.81</b> Entry: 1:07.77 (-1.96)



25m: 15.33      50m: 31.76 (16.43)      75m: 49.06 (17.30)  
100m: 1:05.81 (16.75)

**110**  **Setford Kyle**      13  **Heretaunga...**      0.86      **1:05.93**  
Entry: 1:05.19 (+0.74)



25m: 15.54      50m: 31.51 (15.97)      75m: 48.79 (17.28)  
100m: 1:05.93 (17.14)

**111**  **Phillips Arian**      14  **Coast Swi...**      0.58      **1:06.11**  
Entry: 1:06.89 (-0.78)



25m: 15.25      50m: 31.37 (16.12)      75m: 48.82 (17.45)  
100m: 1:06.11 (17.29)

**112**  **Otene Jaiah**      13  **Stratford Fl...**      0.65      **1:06.17**  
Entry: 1:06.33 (-0.16)



25m: 15.06      50m: 31.56 (16.50)      75m: 49.16 (17.60)  
100m: 1:06.17 (17.01)

**113**  **Ng Jayden**      14  **Porirua City...**      0.57      **1:06.41**  
Entry: 1:06.78 (-0.37)



25m: 15.29      50m: 31.72 (16.43)      75m: 49.19 (17.47)  
100m: 1:06.41 (17.22)

**114**  **Hill Fabian**      13  **Evolution A...**      0.70      **1:06.42**  
Entry: 1:06.75 (-0.33)

25m: 15.65      50m: 32.48 (16.83)      75m: 49.74 (17.26)  
100m: 1:06.42 (16.68)

**115**  **Wang Henry**      13  **North Shor...**      0.70      **1:06.59**  
Entry: 1:07.41 (-0.82)


25m: 15.66      50m: 32.37 (16.71)      75m: 49.56 (17.19)  
100m: 1:06.59 (17.03)

**116**  **Pennington Kyan**      14  **Phoenix Aq...**      0.74      **1:07.09**  
Entry: 1:06.49 (+0.60)



25m: 15.81      50m: 32.50 (16.69)      75m: 49.88 (17.38)  
100m: 1:07.09 (17.21)

**117**  **Verran Quinn**      13  **Blenheim S...**      0.70      **1:07.59**  
Entry: 1:12.12 (-4.53)



25m: 15.83      50m: 32.76 (16.93)      75m: 50.17 (17.41)  
100m: 1:07.59 (17.42)

**118**  **Boocock James**      13  **Nelson Sou...**      0.63      **1:07.87**  
Entry: 1:06.69 (+1.18)



25m: 16.16      50m: 33.04 (16.88)      75m: 50.39 (17.35)  
100m: 1:07.87 (17.48)

**119**  **Delamare Samuel**      14  **Coast Swi...**      0.74      **1:08.20**  
Entry: 1:06.71 (+1.49)







25m: 15.67      50m: 32.22 (16.55)      75m: 49.95 (17.73)  
100m: 1:08.20 (18.25)

**120**  **Abdou Faris**      13  **Whareni S...**      0.70      **1:08.79**  
Entry: 1:11.96 (-3.17)

25m: 15.85      50m: 32.94 (17.09)      75m: 51.54 (18.60)  
100m: 1:08.79 (17.25)

**121**  **Abueideh Yousef**      13  **North Shor...**      0.59      **1:09.08**  
Entry: 1:10.20 (-1.12)

25m: 16.10      50m: 33.87 (17.77)      75m: 51.93 (18.06)  
100m: 1:09.08 (17.15)

122	 Xia Louis	13	 United Swi...	0.66	<b>1:09.51</b> Entry: 1:10.38 (-0.87)
	25m: 16.05 100m: 1:09.51 (18.07)	50m: 33.49 (17.44)	75m: 51.44 (17.95)		
123	 Feberwee Jack	13	 Ashburton ...		<b>1:11.26</b> Entry: 1:11.96 (-0.70)
	25m: 16.10 100m: 1:11.26 (18.77)	50m: 33.80 (17.70)	75m: 52.49 (18.69)		
124	 Heap James	13	 St Paul's S...	0.65	<b>1:11.33</b> Entry: 1:10.23 (+1.10)
	25m: 16.95 100m: 1:11.33 (17.73)	50m: 35.06 (18.11)	75m: 53.60 (18.54)		